


# Spanlite-Sheet-LXJ

The ultra-thin LED light sheet. Designed for POS, signage, counter-top displays, advertising, artistic display and retrofit applications.



- Ultra-thin panel
- Furthest span of even illumination
- Lightweight, all-in-one unit
- Full range of sizes
- Choice of colour temperatures
- Energy efficient
- Built in the UK

**spanlite**  
MAKING LIGHT WORK

## Ultra-thin illumination

Spanlite-Sheet-LXJ is the latest in ultra-thin edge-lit LED technology, providing a complete illumination systems at just over 10mm thick, including the aluminium heatsink.

Incorporating our superior edge-lighting technology, it produces clean and even light across the whole panel – perfect for when only the thinnest of backlighting options is required.

- Ultra-thin panel illuminates evenly across the whole display surface.
- The leading technology for even illumination across large distances.
- No more fluorescent 'stripes' or bleached-out colours.
- Sizes up to 3.2 x 2.5m per panel.



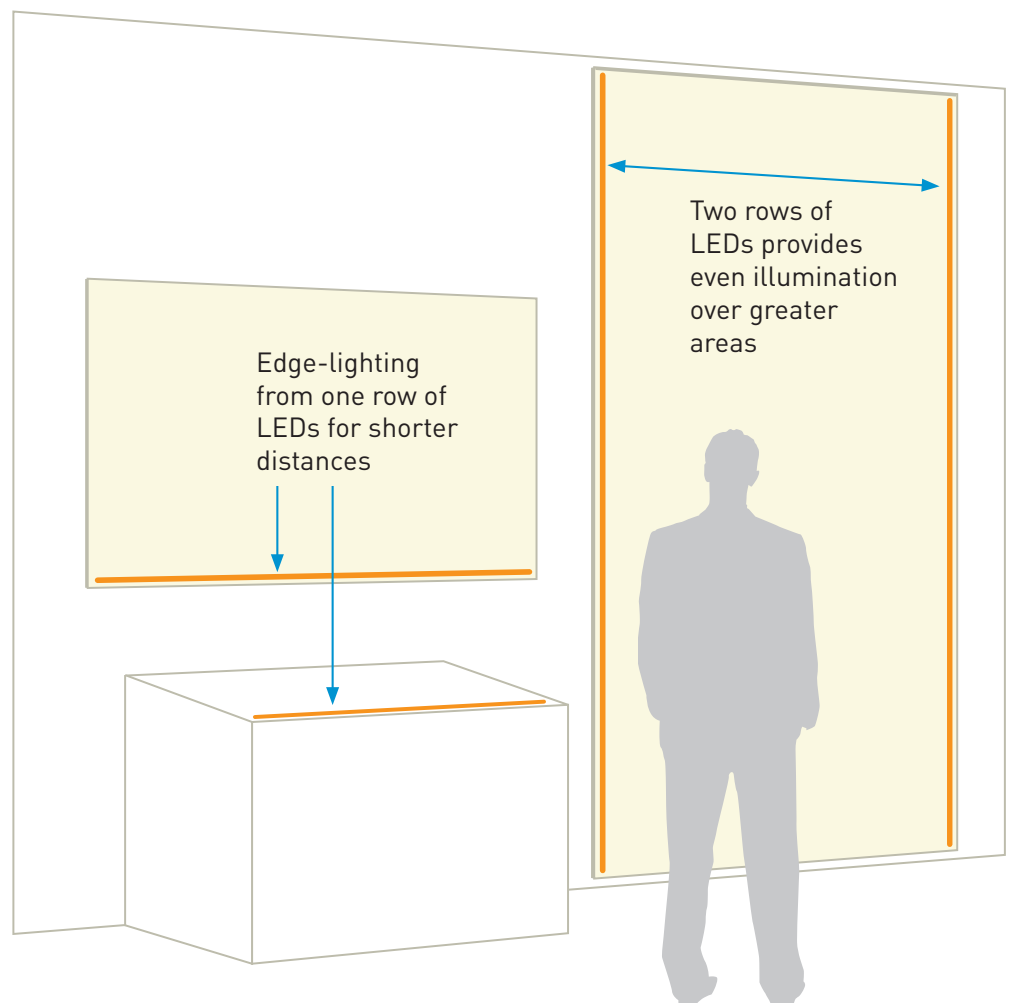
6-Sheet posterbox (1.2 x 1.8m) illuminated with Spanlite-Sheet

### Superior Technology



The lightcode matrix applied to the back of the Spanlite-Sheet spreads the light within the panel to provide totally even illumination, when viewed from the front.

This method optimises the light distribution within the panel, so that it spans further than other LED edge-lighting systems available.



CALL +44 (0)1273 007 280

EMAIL [info@spanlite.com](mailto:info@spanlite.com)

VISIT [www.spanlite.com](http://www.spanlite.com)


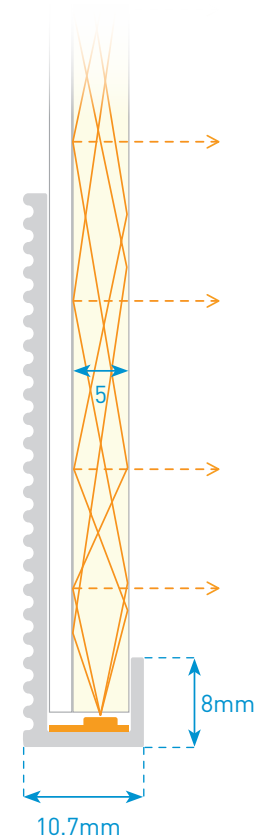
spanlite

MAKING LIGHT WORK

## Panel specifications / options

LED type	OSRAM DURIS E5
Colour temp	2700K, 3000K, 4000K , 5700K*
CRI	85 typ
LED driver	driver incl, dimmable option
Cable	3000mm standard
Thickness	10.7mm
Maximum size	3200 x 2500mm
Voltage	24V
PCB cut length	71.4mm
Wattage	25W/linear metre
Efficiency	146lm/W typical**
IP	for indoor use
Lifetime	50,000+ hours
Warranty	2 year/ 5 year optional

\* others on request    \*\* 25W/m 4000K



## Spanlite-Sheet order form

FIXTURE TYPE	COLOUR TEMP	WIDTH	HEIGHT	LIGHSTICKS	CABLE EXIT
Sheet LXJ	2700K 3000K 4000K 5700K	Width in mm	Height in mm	Lightstick number and on which edges (long or short)	Choose cable exit point(s). One per lightstick.

Sheet LXJ -  -  -  -  -

### EXAMPLES

Sheet LXJ - 3000K - 1189 - 841 - 1L - TL

Sheet LXJ - 4000K - 1200 - 1800 - 2S - TLTR

### Order code builder

Send your codes in to [info@spanlite.com](mailto:info@spanlite.com) for immediate processing, or if you have any questions simply call 01273 007 280.



CALL +44 (0)1273 007 280

EMAIL [info@spanlite.com](mailto:info@spanlite.com)

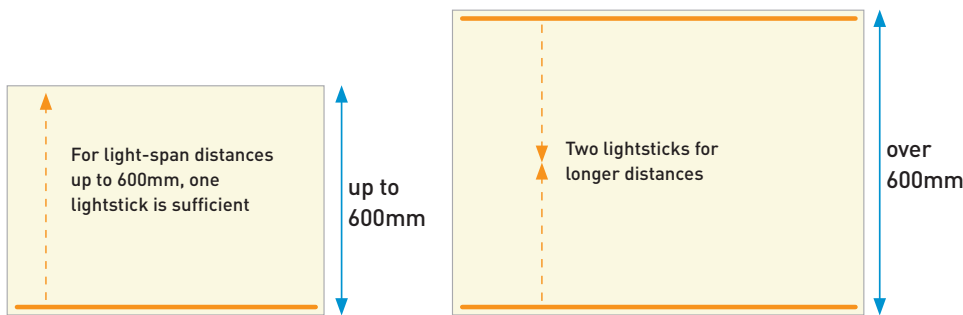
VISIT [www.spanlite.com](http://www.spanlite.com)

**spanlite**

MAKING LIGHT WORK

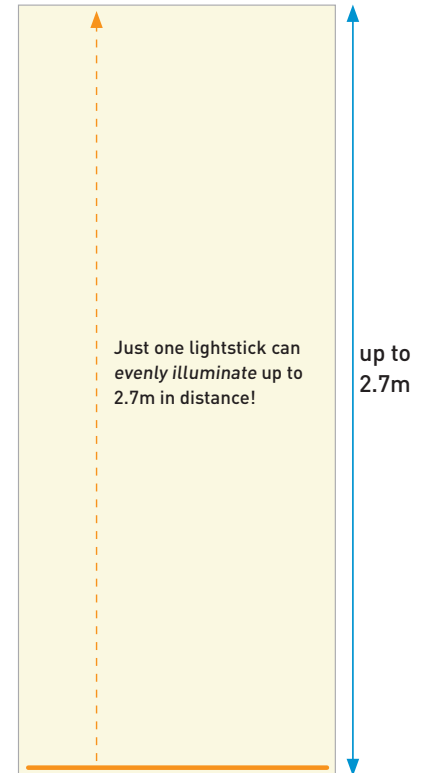
## Brightness and 'lightsticks'

Our standard design uses lightsticks on the long edges. This standard ensures optimum brightness for all applications.




## Light-throw distance

Even when using just one lightstick (sometimes useful for accessibility reasons) we can still evenly light across 2.7m distance! This is not as bright as using two lightsticks, but perfectly good for use in less brightly lit areas, and an offering unique to this product.

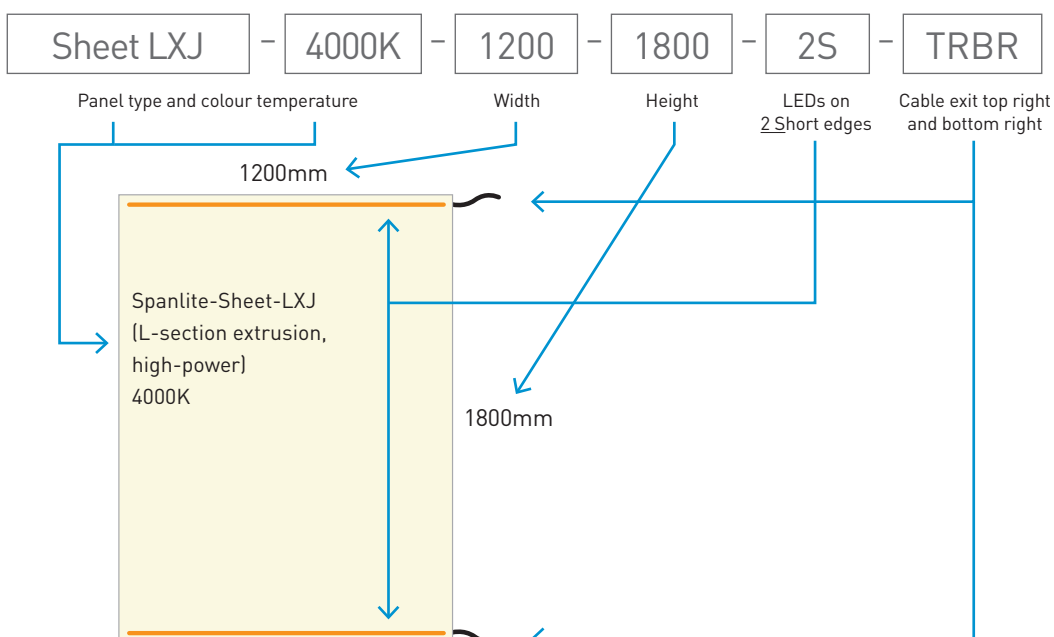


## Cable exit options

You can choose which corner(s) you want the cable(s) to exit.



## Panel size example



When determining the cable exit positions, draw the panel with lightstick(s) on the horizontal edges.



CALL +44 (0)1273 007 280  
EMAIL [info@spanlite.com](mailto:info@spanlite.com)  
VISIT [www.spanlite.com](http://www.spanlite.com)

**spanlite**  
MAKING LIGHT WORK