


Spanlite-Sheet-LXJ

The ultra-thin LED light sheet. Designed for POS, signage, counter-top displays, advertising, artistic display and retrofit applications.



- Ultra-thin panel
- Furthest span of even illumination
- Lightweight, all-in-one unit
- Full range of sizes
- Choice of colour temperatures
- Energy efficient
- Built in the UK

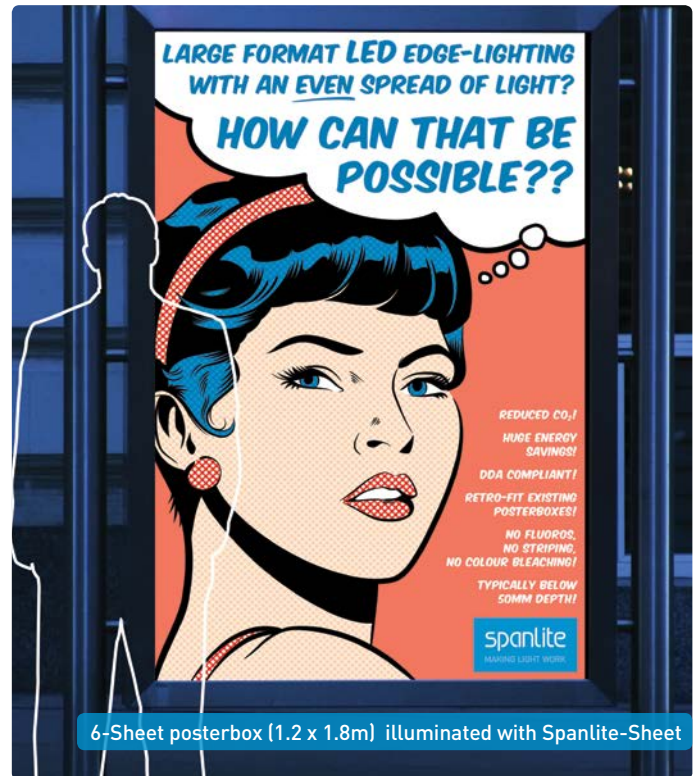
spanlite
MAKING LIGHT WORK

Ultra-thin illumination

Spanlite-Sheet-LXJ is the latest in ultra-thin edge-lit LED technology, providing a complete illumination systems at just over 10mm thick, including the aluminium heatsink.

Incorporating our superior edge-lighting technology, it produces clean and even light across the whole panel – perfect for when only the thinnest of backlighting options is required.

- Ultra-thin panel illuminates evenly across the whole display surface.
- The leading technology for even illumination across large distances.
- No more fluorescent 'stripes' or bleached-out colours.
- Sizes up to 3.2 x 2.75m per panel.



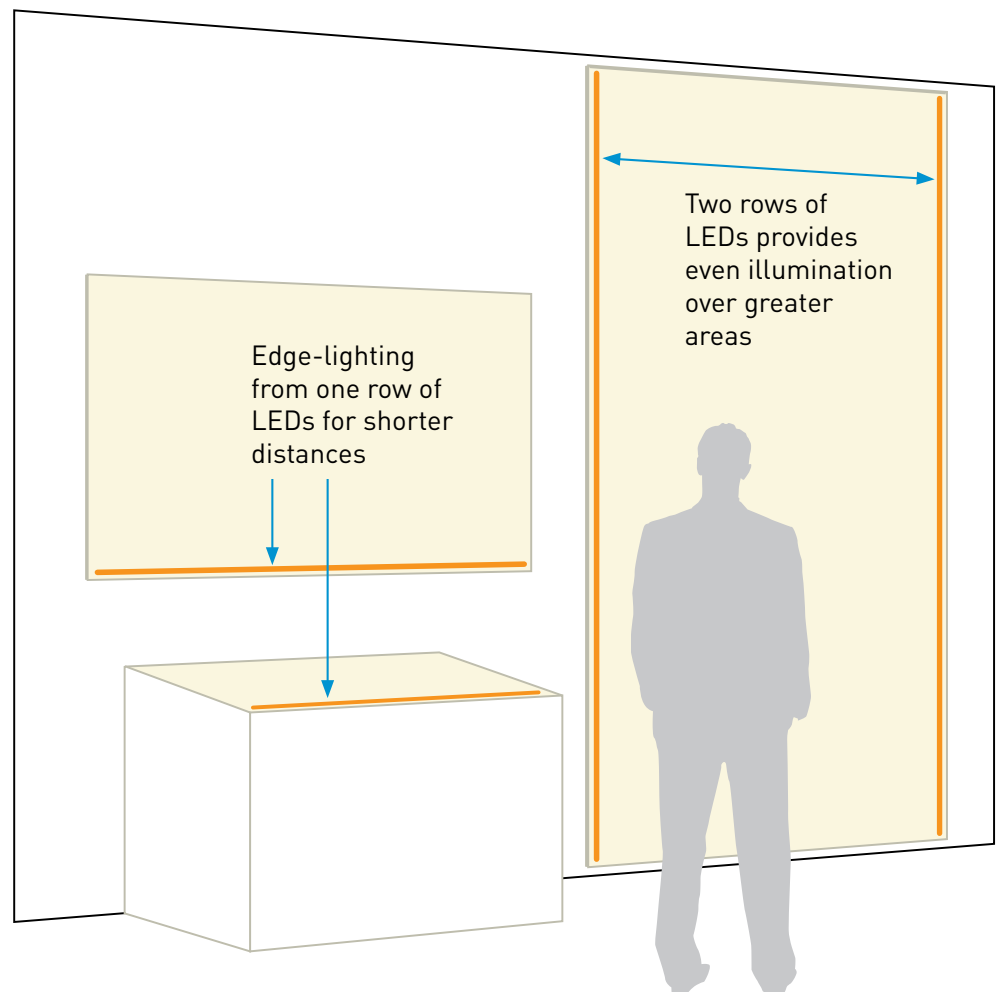
6-Sheet posterbox (1.2 x 1.8m) illuminated with Spanlite-Sheet

Superior Technology



The lightcode matrix applied to the back of the Spanlite-Sheet spreads the light within the panel to provide totally even illumination, when viewed from the front.

This method optimises the light distribution within the panel, so that it spans further than other LED edge-lighting systems available.



CALL +44 (0)1273 467 586

EMAIL info@spanlite.com

VISIT www.spanlite.com


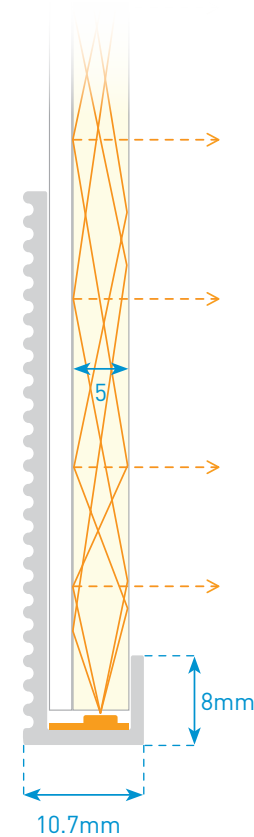
spanlite

MAKING LIGHT WORK

Panel specifications / options

LED type	OSRAM DURIS E5
Colour temp	2700K, 3000K, 4000K , 5700K*
CRI	85 typ
LED driver	driver incl, dimmable option
Cable	3000mm standard
Thickness	10.7mm
Maximum size	3200 x 2763mm
Voltage	24V
PCB cut length	71.4mm
Wattage	25W/linear metre
Efficiency	146lm/W typical**
IP	for indoor use
Lifetime	50,000+ hours
Warranty	2 year/ 5 year optional

* others on request ** 25W/m 4000K



Spanlite-Sheet order form

FIXTURE TYPE	COLOUR TEMP	WIDTH	HEIGHT	LIGHSTICKS	CABLE EXIT
Sheet LXJ	3000K 4000K 5700K	Width in mm	Height in mm	Lightstick number and on which edges (long or short)	Choose cable exit point(s). One per lightstick.

Sheet LXJ - - - - -

EXAMPLES

Sheet LXJ - 3000K - 1189 - 841 - 1L - TL

Sheet LXJ - 4000K - 1200 - 1800 - 2S - TLTR

Order code builder

Send your codes in to info@spanlite.com for immediate processing, or if you have any questions simply call 01273 467 586.



CALL +44 (0)1273 467 586

EMAIL info@spanlite.com

VISIT www.spanlite.com

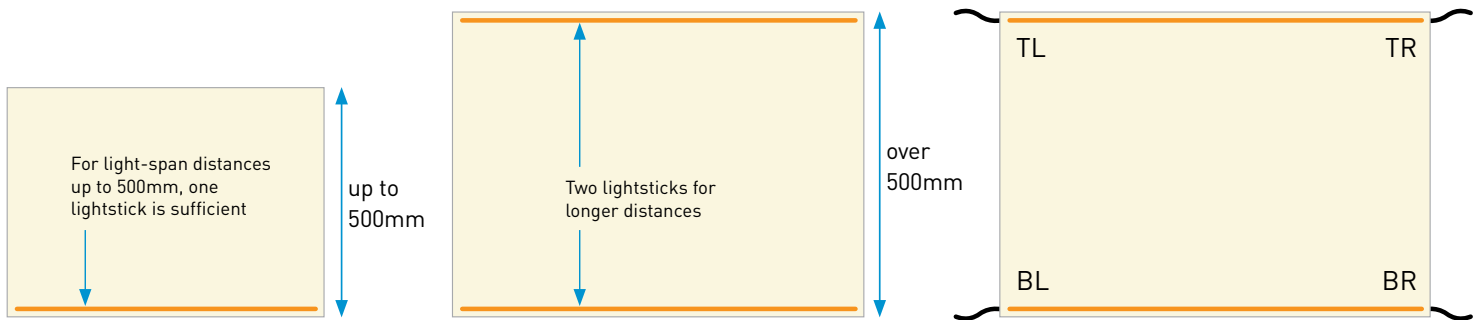
spanlite

MAKING LIGHT WORK

Brightness and cable exits

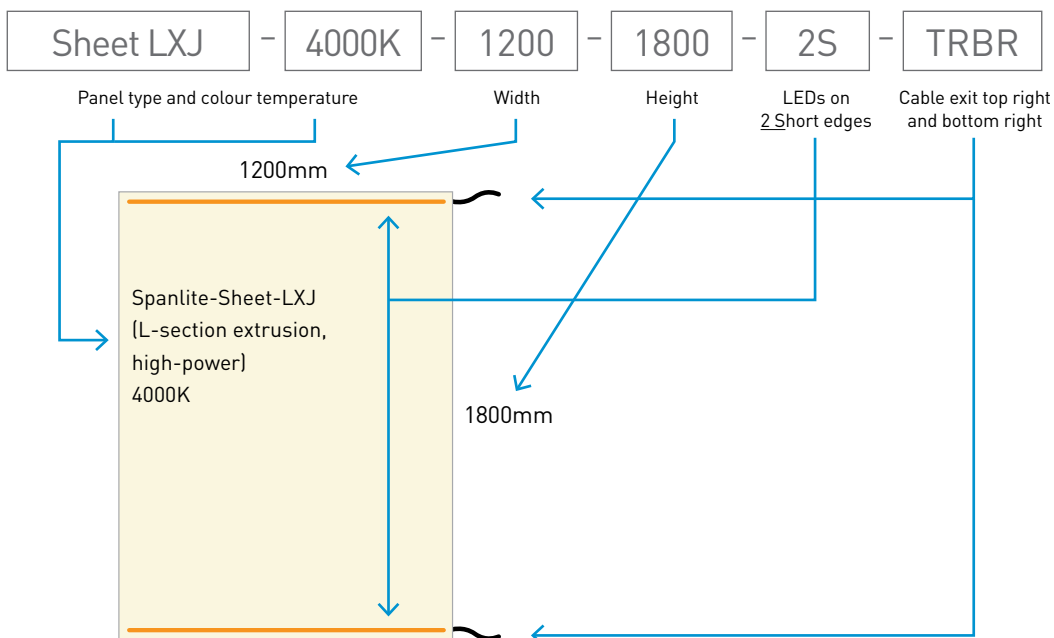
Our standard design uses lightsticks on the long edges. This standard ensures optimum brightness for all applications.

You can choose which corner(s) you want the cable(s) to exit.



These are the standard brightness settings, but due to the high-performance characteristics of the technology, you can configure the lightstick arrangement to your chosen specification and still maintain an even distribution of light across the sheet. Contact Spanlite directly for more details.

Panel size example



When determining the cable exit positions, draw the panel with lightstick(s) on the horizontal edges.



CALL +44 (0)1273 467 586

EMAIL info@spanlite.com

VISIT www.spanlite.com

spanlite

MAKING LIGHT WORK